

**STATEMENT OF APPROVED BUDGET, UTILIZATIONS, DISBURSEMENTS AND BALANCES**  
**(For Off-Budgetary Funds)**  
**As at the Quarter Ending March 31, 2023**

Department : State Universities and Colleges (SUCs)  
 Agency/Entity : Negros Oriental State University  
 Operating Unit : < not applicable >  
 Organization Code (UACS) : 08 072 0000000  
 Fund Cluster : 05 Internally Generated Funds  
 (e.g. UACS Fund Cluster: 05-Internally Generated Funds and 06-Business Related Funds)

Particulars	UACS CODE	Approved Budget			Utilizations					Disbursements					Balances		
		Approved Budgeted Revenue	Adjustments (Reductions, Modifications/Augmentations)	Adjusted Budgeted Revenue	1st Quarter Ending March 31	2nd Quarter Ending June 30	3rd Quarter Ending September 30	4th Quarter Ending December 31	TOTAL	1st Quarter Ending March 31	2nd Quarter Ending June 30	3rd Quarter Ending September 30	4th Quarter Ending December 31	TOTAL	Unutilized Budget	Unpaid Obligations (10-15)=(17+18)	
																5=[(3+(-)4)]	6
General Administration and Support	1000000000000000	93,403,412.64	50,793,384.98	144,196,797.62	7,631,342.72	0.00	0.00	0.00	7,631,342.72	6,835,587.94	0.00	0.00	0.00	6,835,587.94	136,565,454.90	194,203.88	601,550.90
General Management and Supervision	1000001000010000	93,403,412.64	50,793,384.98	144,196,797.62	7,631,342.72	0.00	0.00	0.00	7,631,342.72	6,835,587.94	0.00	0.00	0.00	6,835,587.94	136,565,454.90	194,203.88	601,550.90
PS		4,156,713.07	852,915.00	5,009,628.07	556,964.69	0.00	0.00	0.00	556,964.69	490,754.31	0.00	0.00	0.00	490,754.31	4,452,663.38	66,210.38	0.00
MOOE		83,357,334.37	25,345,069.98	108,702,404.35	7,042,368.03	0.00	0.00	0.00	7,042,368.03	6,344,833.63	0.00	0.00	0.00	6,344,833.63	101,660,036.32	127,993.50	569,540.90
CO		5,889,365.20	24,595,400.00	30,484,765.20	32,010.00	0.00	0.00	0.00	32,010.00	0.00	0.00	0.00	0.00	0.00	30,452,755.20	0.00	32,010.00
Sub-Total, General Administration and Support		93,403,412.64	50,793,384.98	144,196,797.62	7,631,342.72	0.00	0.00	0.00	7,631,342.72	6,835,587.94	0.00	0.00	0.00	6,835,587.94	136,565,454.90	194,203.88	601,550.90
PS		4,156,713.07	852,915.00	5,009,628.07	556,964.69	0.00	0.00	0.00	556,964.69	490,754.31	0.00	0.00	0.00	490,754.31	4,452,663.38	66,210.38	0.00
MOOE		83,357,334.37	25,345,069.98	108,702,404.35	7,042,368.03	0.00	0.00	0.00	7,042,368.03	6,344,833.63	0.00	0.00	0.00	6,344,833.63	101,660,036.32	127,993.50	569,540.90
FinEx (if Applicable)		0.00	0.00	0.00	0.00	0.00	0.00	0.00	0.00	0.00	0.00	0.00	0.00	0.00	0.00	0.00	0.00
CO		5,889,365.20	24,595,400.00	30,484,765.20	32,010.00	0.00	0.00	0.00	32,010.00	0.00	0.00	0.00	0.00	0.00	30,452,755.20	0.00	32,010.00
Support to Operations	2000000000000000	71,685,550.70	3,567,829.64	75,253,380.34	5,739,892.11	0.00	0.00	0.00	5,739,892.11	860,781.64	0.00	0.00	0.00	860,781.64	69,513,488.23	260,400.00	4,618,710.47
Auxiliary Services	2000001000010000	71,685,550.70	3,567,829.64	75,253,380.34	5,739,892.11	0.00	0.00	0.00	5,739,892.11	860,781.64	0.00	0.00	0.00	860,781.64	69,513,488.23	260,400.00	4,618,710.47
PS		2,551,238.90	0.00	2,551,238.90	0.00	0.00	0.00	0.00	0.00	0.00	0.00	0.00	0.00	0.00	2,551,238.90	0.00	0.00
MOOE		54,613,568.38	2,280,815.25	56,894,383.63	5,370,542.11	0.00	0.00	0.00	5,370,542.11	860,781.64	0.00	0.00	0.00	860,781.64	51,523,841.52	260,400.00	4,249,360.47
CO		14,520,743.42	1,287,014.39	15,807,757.81	369,350.00	0.00	0.00	0.00	369,350.00	0.00	0.00	0.00	0.00	0.00	15,438,407.81	0.00	369,350.00
Sub-Total, Support to Operations		71,685,550.70	3,567,829.64	75,253,380.34	5,739,892.11	0.00	0.00	0.00	5,739,892.11	860,781.64	0.00	0.00	0.00	860,781.64	69,513,488.23	260,400.00	4,618,710.47
PS		2,551,238.90	0.00	2,551,238.90	0.00	0.00	0.00	0.00	0.00	0.00	0.00	0.00	0.00	0.00	2,551,238.90	0.00	0.00
MOOE		54,613,568.38	2,280,815.25	56,894,383.63	5,370,542.11	0.00	0.00	0.00	5,370,542.11	860,781.64	0.00	0.00	0.00	860,781.64	51,523,841.52	260,400.00	4,249,360.47
FinEx (if Applicable)		0.00	0.00	0.00	0.00	0.00	0.00	0.00	0.00	0.00	0.00	0.00	0.00	0.00	0.00	0.00	0.00
CO		14,520,743.42	1,287,014.39	15,807,757.81	369,350.00	0.00	0.00	0.00	369,350.00	0.00	0.00	0.00	0.00	0.00	15,438,407.81	0.00	369,350.00
Operations	3000000000000000	271,059,303.58	202,257,122.17	479,316,425.75	13,289,408.96	0.00	0.00	0.00	13,289,408.96	7,783,620.64	0.00	0.00	0.00	7,783,620.64	466,027,016.19	72,759.42	5,433,028.90
OO Relevant and quality tertiary education ensured to achieve inclusive growth and access of poor but deserving students to quality tertiary education increased	3100000000000000	212,897,281.76	190,226,918.73	403,124,200.49	12,582,048.19	0.00	0.00	0.00	12,582,048.19	7,501,282.29	0.00	0.00	0.00	7,501,282.29	390,542,152.30	7,485.00	5,073,280.90
HIGHER EDUCATION PROGRAM	3101000000000000	212,897,281.76	190,226,918.73	403,124,200.49	12,582,048.19	0.00	0.00	0.00	12,582,048.19	7,501,282.29	0.00	0.00	0.00	7,501,282.29	390,542,152.30	7,485.00	5,073,280.90
Providers of Higher Education Services	3101001000020000	212,897,281.76	190,226,918.73	403,124,200.49	12,582,048.19	0.00	0.00	0.00	12,582,048.19	7,501,282.29	0.00	0.00	0.00	7,501,282.29	390,542,152.30	7,485.00	5,073,280.90
PS		43,967,795.72	(8,080,805.52)	37,886,990.20	217,050.60	0.00	0.00	0.00	217,050.60	217,050.60	0.00	0.00	0.00	217,050.60	37,669,939.60	0.00	0.00
MOOE		103,447,792.80	73,203,200.47	176,650,993.27	8,330,836.51	0.00	0.00	0.00	8,330,836.51	7,284,231.69	0.00	0.00	0.00	7,284,231.69	168,320,156.76	7,485.00	1,039,119.82
CO		65,481,693.24	123,104,523.78	188,586,217.02	4,034,161.08	0.00	0.00	0.00	4,034,161.08	0.00	0.00	0.00	0.00	0.00	184,552,055.94	0.00	4,034,161.08
OO Higher education research improved to promote economic productivity and innovation	3200000000000000	33,994,328.61	10,950,041.13	44,944,369.74	360,627.68	0.00	0.00	0.00	360,627.68	178,403.26	0.00	0.00	0.00	178,403.26	44,583,742.06	65,274.42	116,950.00
ADVANCED EDUCATION PROGRAM	3201000000000000	1,745,448.53	274,800.00	2,020,248.53	44,879.16	0.00	0.00	0.00	44,879.16	44,879.16	0.00	0.00	0.00	44,879.16	1,975,369.37	0.00	0.00
Provision of Advanced Education Services	3201001000010000	1,745,448.53	274,800.00	2,020,248.53	44,879.16	0.00	0.00	0.00	44,879.16	44,879.16	0.00	0.00	0.00	44,879.16	1,975,369.37	0.00	0.00
PS		1,400,748.53	0.00	1,400,748.53	7,395.62	0.00	0.00	0.00	7,395.62	7,395.62	0.00	0.00	0.00	7,395.62	1,393,352.91	0.00	0.00
MOOE		344,700.00	224,800.00	569,500.00	37,483.54	0.00	0.00	0.00	37,483.54	37,483.54	0.00	0.00	0.00	37,483.54	532,018.46	0.00	0.00
CO		0.00	50,000.00	50,000.00	0.00	0.00	0.00	0.00	0.00	0.00	0.00	0.00	0.00	0.00	50,000.00	0.00	0.00
RESEARCH PROGRAM	3202000000000000	32,248,880.08	10,675,241.13	42,924,121.21	315,748.52	0.00	0.00	0.00	315,748.52	133,524.10	0.00	0.00	0.00	133,524.10	42,608,372.69	65,274.42	116,950.00
Conduct of Research Services	3202001000010000	32,248,880.08	10,675,241.13	42,924,121.21	315,748.52	0.00	0.00	0.00	315,748.52	133,524.10	0.00	0.00	0.00	133,524.10	42,608,372.69	65,274.42	116,950.00
PS		660,675.19	0.00	660,675.19	0.00	0.00	0.00	0.00	0.00	0.00	0.00	0.00	0.00	0.00	660,675.19	0.00	0.00
MOOE		30,361,264.09	2,626,970.28	32,988,234.37	314,193.32	0.00	0.00	0.00	314,193.32	131,968.90	0.00	0.00	0.00	131,968.90	32,674,041.05	65,274.42	116,950.00
CO		1,226,940.80	8,048,270.85	9,275,211.65	1,555.20	0.00	0.00	0.00	1,555.20	1,555.20	0.00	0.00	0.00	1,555.20	9,273,656.45	0.00	0.00

STATEMENT OF APPROVED BUDGET, UTILIZATIONS, DISBURSEMENTS AND BALANCES

(For Off-Budgetary Funds)

As at the Quarter Ending March 31, 2023

Department : State Universities and Colleges (SUCs)

Agency/Entity : Negros Oriental State University

Operating Unit : < not applicable >


Organization Code (UACS) : 08 072 0000000


Fund Cluster : 05 Internally Generated Funds


(e.g. UACS Fund Cluster: 05-Internally Generated Funds and 06-Business Related Funds)

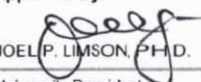
Particulars	UACS CODE	Approved Budget			Utilizations					Disbursements					Balances		
		Approved Budgeted Revenue	Adjustments (Reductions, Modifications/ Augmentations)	Adjusted Budgeted Revenue	1st Quarter Ending March 31	2nd Quarter Ending June 30	3rd Quarter Ending September 30	4th Quarter Ending December 31	TOTAL	1st Quarter Ending March 31	2nd Quarter Ending June 30	3rd Quarter Ending September 30	4th Quarter Ending December 31	TOTAL	Unutilized Budget	Unpaid Obligations (10-15)=(17+18)	
																5=[(3+(-)4)]	6
OO -Community engagement increased	3300000000000000	30,167,693.21	1,080,162.31	31,247,855.52	346,733.09	0.00	0.00	0.00	346,733.09	103,935.09	0.00	0.00	0.00	103,935.09	30,901,122.43	0.00	242,798.00
TECHNICAL ADVISORY EXTENSION PROGRAM	3301000000000000	30,167,693.21	1,080,162.31	31,247,855.52	346,733.09	0.00	0.00	0.00	346,733.09	103,935.09	0.00	0.00	0.00	103,935.09	30,901,122.43	0.00	242,798.00
Provision of Extension Services	3301001000010000	30,167,693.21	1,080,162.31	31,247,855.52	346,733.09	0.00	0.00	0.00	346,733.09	103,935.09	0.00	0.00	0.00	103,935.09	30,901,122.43	0.00	242,798.00
PS		0.00	161,162.31	161,162.31	0.00	0.00	0.00	0.00	0.00	0.00	0.00	0.00	0.00	0.00	161,162.31	0.00	0.00
MOCE		26,587,543.21	856,000.00	27,443,543.21	214,085.09	0.00	0.00	0.00	214,085.09	103,935.09	0.00	0.00	0.00	103,935.09	27,232,458.12	0.00	110,150.00
CO		3,580,150.00	60,000.00	3,640,150.00	132,648.00	0.00	0.00	0.00	132,648.00	0.00	0.00	0.00	0.00	0.00	3,507,502.00	0.00	132,648.00
Sub-Total, Operations		277,059,303.58	202,257,122.17	479,316,425.75	13,289,408.96	0.00	0.00	0.00	13,289,408.96	7,783,620.64	0.00	0.00	0.00	7,783,620.64	466,027,016.79	72,759.42	5,433,028.90
PS		46,029,219.44	(5,919,643.21)	40,109,576.23	224,446.22	0.00	0.00	0.00	224,446.22	224,446.22	0.00	0.00	0.00	224,446.22	39,885,130.01	0.00	0.00
MOCE		160,741,300.10	76,913,970.75	237,655,270.85	8,896,598.44	0.00	0.00	0.00	8,896,598.44	7,557,619.22	0.00	0.00	0.00	7,557,619.22	228,758,672.39	72,759.42	1,266,219.82
FinEx (if Applicable)		0.00	0.00	0.00	0.00	0.00	0.00	0.00	0.00	0.00	0.00	0.00	0.00	0.00	0.00	0.00	0.00
CO		70,288,784.04	131,262,794.63	201,551,578.67	4,168,364.28	0.00	0.00	0.00	4,168,364.28	1,555.20	0.00	0.00	0.00	1,555.20	197,383,214.39	0.00	4,166,809.08
GRAND TOTAL		442,148,266.92	256,618,336.79	698,766,603.71	26,660,643.75	0.00	0.00	0.00	26,660,643.75	15,479,990.22	0.00	0.00	0.00	15,479,990.22	672,105,959.92	527,363.30	10,653,290.27
PS		52,737,171.41	(5,066,728.21)	47,670,443.20	781,410.91	0.00	0.00	0.00	781,410.91	715,200.53	0.00	0.00	0.00	715,200.53	46,889,032.29	66,210.38	0.00
MOCE		258,712,202.85	104,539,855.98	363,252,058.83	21,309,508.60	0.00	0.00	0.00	21,309,508.60	14,763,234.49	0.00	0.00	0.00	14,763,234.49	381,942,550.23	461,152.92	6,085,121.19
FinEx (if Applicable)		0.00	0.00	0.00	0.00	0.00	0.00	0.00	0.00	0.00	0.00	0.00	0.00	0.00	0.00	0.00	0.00
CO		90,698,892.66	157,145,209.02	247,844,101.68	4,569,724.28	0.00	0.00	0.00	4,569,724.28	1,555.20	0.00	0.00	0.00	1,555.20	243,274,377.40	0.00	4,566,169.08

This report was generated using the Unified Reporting System on April 26, 2023 12:18 PM version.FAR2.1.1; Status : SUBMITTED

Certified Correct:  
  
 RENE BOY A. CATUBIG, CPA  
 Acting - Chief Administrative Officer - Finance  
 Date: 4/26/23 8:11 PM

Certified Correct:  
  
 MAURICE ANAVER B. DORDADO, CPA  
 University Chief Accountant  
 Date: 4/26/23 8:11 PM

Recommending Approval By:  
  
 NOEL MARJONE YASI, PSY.D.  
 Vice - President for Administration and Finance  
 Date: 4/26/23 8:14 PM

Approved By:  
**FOR:**   
 JOEL P. LIMSON, PH.D.  
 University President  
 Date: 4/26/23 8:14 PM